

**Survey of Entering Student Engagement - Vernon College (2015 Administration)**

**2016 Benchmark Scores Report - Main Survey**

Comparison Group: Small Colleges in the 2016 Cohort\*

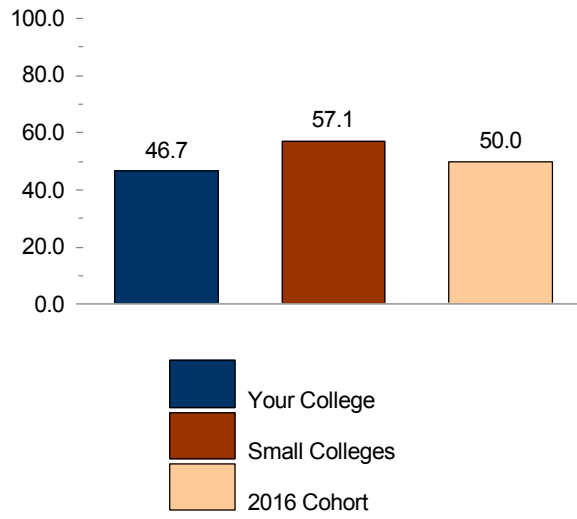
Entering Students Only

[Weighted]

Benchmark	Your College	Small Colleges		2016 Cohort	
	Score	Score	Difference	Score	Difference
Early Connections	46.7	57.1	-10.4	50.0	-3.3
High Expectations and Aspirations	56.2	50.3	5.9	50.0	6.2
Clear Academic Plan and Pathway	57.7	55.3	2.3	50.0	7.7
Effective Track to College Readiness	48.2	50.6	-2.4	50.0	-1.8
Engaged Learning	47.2	52.2	-5.0	50.0	-2.8
Academic and Social Support Network	51.5	52.4	-0.9	50.0	1.5

\* The comparison group and cohort columns on this page INCLUDE your college.

**Survey of Entering Student Engagement  
Vernon College (2015 Administration)  
2016 Benchmark Bar Chart - Main Survey**  
Comparison Group: Small Colleges in the 2016 Cohort\*  
Entering Students Only  
[Weighted]  
Early Connections (EARLYCON)



\* The comparison group and cohort bars on this page INCLUDE your college.

20JAN17

**Survey of Entering Student Engagement - Vernon College (2015 Administration)**

**2016 Benchmark Means Report - Main Survey**

Comparison Group: Small Colleges in the 2016 Cohort\*

Entering Students Only

[Weighted]

Early Connections (EARLYCON)

		Your College	Small Colleges		2016 Cohort	
Item	Variable	Mean	Mean	Effect Size**	Mean	Effect Size**
Item 18: Think about your experiences from the time of your decision to attend this college through the end of the first three weeks of your first semester/quarter.						
1 = Strongly disagree, 2 = Disagree, 3 = Neutral, 4 = Agree, 5 = Strongly agree						
18a. The very first time I came to this college I felt welcome [EARLYCON]	WELCOME	4.05	4.13		4.02	
18i. The college provided me with adequate information about financial assistance (scholarships, grants, loans, etc.) [EARLYCON]	FAINFO	3.48	3.64		3.48	
18j. A college staff member helped me determine whether I qualified for financial assistance [EARLYCON]	QUALFA	3.02	3.33	-0.26**	3.08	
18p. At least one college staff member (other than an instructor) learned my name [EARLYCON]	CSTAFNAM	3.36	3.57		3.30	
One or more items in this benchmark are not suited to means calculations. Please see the Frequency Distribution that follows for these items.						

\* The comparison group and cohort columns on this page EXCLUDE your college.

\*\* T-test: 2-tailed

If a row contains less than 50 respondents, interpret the comparison results cautiously.

**Survey of Entering Student Engagement - Vernon College (2015 Administration)**  
**2016 Benchmark Frequency Distributions - Main Survey**

Comparison Group: Small Colleges in the 2016 Cohort\*

Entering Students Only

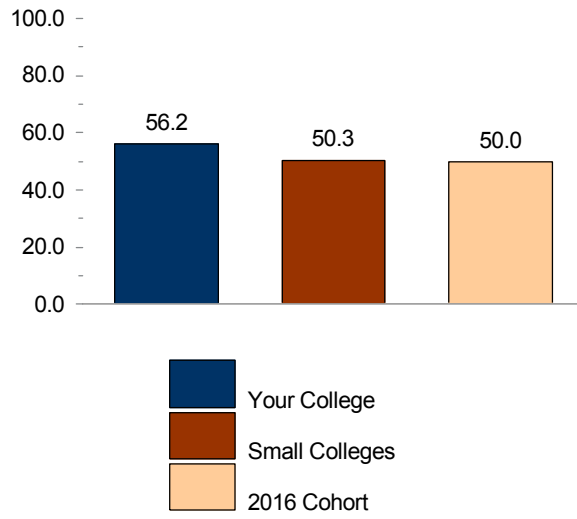
[Weighted]

Early Connections (EARLYCON)

			Your College		Small Colleges		2016 Cohort	
Item	Variable	Responses	Count	Percent	Count	Percent	Count	Percent
<b>Item 18: Think about your experiences from the time of your decision to attend this college through the end of the first three weeks of your first semester/quarter.</b>								
18a. The very first time I came to this college I felt welcome [EARLYCON]	WELCOME	Strongly disagree	2	0.5	107	0.5	683	0.7
		Disagree	12	3.2	316	1.4	1,991	1.9
		Neutral	73	20.1	3,808	17.3	23,151	22.2
		Agree	156	43.0	10,035	45.7	46,912	44.9
		Strongly agree	120	33.2	7,709	35.1	31,757	30.4
		<b>Total</b>	<b>363</b>	<b>100.0</b>	<b>21,976</b>	<b>100.0</b>	<b>104,494</b>	<b>100.0</b>
18i. The college provided me with adequate information about financial assistance (scholarships, grants, loans, etc.) [EARLYCON]	FAINFO	Strongly disagree	28	7.6	967	4.4	6,491	6.2
		Disagree	45	12.4	2,500	11.4	14,360	13.8
		Neutral	95	26.1	5,214	23.8	27,198	26.1
		Agree	116	32.0	7,935	36.2	35,262	33.8
		Strongly agree	79	21.9	5,320	24.3	20,994	20.1
		<b>Total</b>	<b>363</b>	<b>100.0</b>	<b>21,936</b>	<b>100.0</b>	<b>104,305</b>	<b>100.0</b>
18j. A college staff member helped me determine whether I qualified for financial assistance [EARLYCON]	QUALFA	Strongly disagree	40	11.1	1,541	7.0	10,575	10.2
		Disagree	95	26.1	4,380	20.0	26,206	25.2
		Neutral	101	27.9	5,676	26.0	27,154	26.1
		Agree	70	19.3	5,927	27.1	24,272	23.3
		Strongly agree	56	15.6	4,345	19.9	15,826	15.2
		<b>Total</b>	<b>362</b>	<b>100.0</b>	<b>21,869</b>	<b>100.0</b>	<b>104,033</b>	<b>100.0</b>
18p. At least one college staff member (other than an instructor) learned my name [EARLYCON]	CSTAFNAM	Strongly disagree	37	10.3	1,752	8.0	12,218	11.7
		Disagree	70	19.3	3,499	16.0	21,218	20.4
		Neutral	75	20.7	3,686	16.8	18,910	18.1
		Agree	88	24.2	6,397	29.2	26,529	25.5
		Strongly agree	93	25.6	6,588	30.1	25,315	24.3
		<b>Total</b>	<b>363</b>	<b>100.0</b>	<b>21,922</b>	<b>100.0</b>	<b>104,190</b>	<b>100.0</b>
<b>Item 23</b>								
23. Was a specific person assigned to you so you could see him/her each time you needed information or assistance? [EARLYCON]	ASNPERS	Yes	62	17.2	8,877	41.5	32,220	31.8
		No	297	82.8	12,534	58.5	69,027	68.2
		<b>Total</b>	<b>359</b>	<b>100.0</b>	<b>21,411</b>	<b>100.0</b>	<b>101,247</b>	<b>100.0</b>

\* The comparison group and cohort columns on this page EXCLUDE your college.

**Survey of Entering Student Engagement  
Vernon College (2015 Administration)  
2016 Benchmark Bar Chart - Main Survey**  
Comparison Group: Small Colleges in the 2016 Cohort\*  
Entering Students Only  
[Weighted]  
High Expectations and Aspirations (HIEXPACT)



\* The comparison group and cohort bars on this page INCLUDE your college.

20JAN17

**Survey of Entering Student Engagement - Vernon College (2015 Administration)**

**2016 Benchmark Means Report - Main Survey**

Comparison Group: Small Colleges in the 2016 Cohort\*

Entering Students Only

[Weighted]

High Expectations and Aspirations (HIEXPECT)

		Your College	Small Colleges		2016 Cohort	
Item	Variable	Mean	Mean	Effect Size**	Mean	Effect Size**
Item 18: Think about your experiences from the time of your decision to attend this college through the end of the first three weeks of your first semester/quarter.						
1 = Strongly disagree, 2 = Disagree, 3 = Neutral, 4 = Agree, 5 = Strongly agree						
18b. The instructors at this college want me to succeed [HIEXPECT]	WNTSCCD	4.36	4.34		4.29	
18t. I have the motivation to do what it takes to succeed in college [HIEXPECT]	ITTAKES	4.44	4.40		4.39	
18u. I am prepared academically to succeed in college [HIEXPECT]	ACPRPRD	4.26	4.29		4.28	
Item 19: During the first three weeks of your first semester/quarter at this college, about how often did you do the following?						
1 = Never, 2 = Once, 3 = Two or three times, 4 = Four or more times						
19c. Turn in an assignment late [HIEXPECT]	LATETURN	1.32	1.47	-0.22**	1.45	
19d. Not turn in an assignment [HIEXPECT]	NOTTURN	1.21	1.36	-0.24**	1.39	-0.27**
19f. Come to class without completing readings or assignments [HIEXPECT]	NOTCOMPL	1.42	1.59	-0.22**	1.60	-0.24**
19s. Skip class [HIEXPECT]	SKIPCL	1.24	1.35		1.32	

\* The comparison group and cohort columns on this page EXCLUDE your college.

\*\* T-test: 2-tailed

If a row contains less than 50 respondents, interpret the comparison results cautiously.

**Survey of Entering Student Engagement - Vernon College (2015 Administration)**  
**2016 Benchmark Frequency Distributions - Main Survey**

Comparison Group: Small Colleges in the 2016 Cohort\*

Entering Students Only

[Weighted]

High Expectations and Aspirations (HIEEXPECT)

Item	Variable	Responses	Your College		Small Colleges		2016 Cohort	
			Count	Percent	Count	Percent	Count	Percent
<b>Item 18: Think about your experiences from the time of your decision to attend this college through the end of the first three weeks of your first semester/quarter.</b>								
18b. The instructors at this college want me to succeed [HIEEXPECT]	WNTSCCD	Strongly disagree	0	N/A	26	0.1	184	0.2
		Disagree	3	0.9	119	0.5	648	0.6
		Neutral	35	9.7	2,105	9.6	11,710	11.3
		Agree	150	41.6	9,676	44.3	47,603	45.8
		Strongly agree	172	47.8	9,921	45.4	43,781	42.1
		<b>Total</b>	<b>360</b>	<b>100.0</b>	<b>21,848</b>	<b>100.0</b>	<b>103,926</b>	<b>100.0</b>
18t. I have the motivation to do what it takes to succeed in college [HIEEXPECT]	ITTAKES	Strongly disagree	2	0.7	90	0.4	517	0.5
		Disagree	2	0.7	266	1.2	1,414	1.4
		Neutral	24	6.6	2,021	9.2	10,078	9.7
		Agree	140	38.6	7,993	36.5	37,514	36.1
		Strongly agree	193	53.4	11,541	52.7	54,515	52.4
		<b>Total</b>	<b>362</b>	<b>100.0</b>	<b>21,911</b>	<b>100.0</b>	<b>104,038</b>	<b>100.0</b>
18u. I am prepared academically to succeed in college [HIEEXPECT]	ACPRPRD	Strongly disagree	2	0.5	85	0.4	532	0.5
		Disagree	5	1.3	347	1.6	1,589	1.5
		Neutral	50	13.7	2,698	12.3	13,619	13.1
		Agree	148	40.7	8,836	40.3	41,006	39.3
		Strongly agree	159	43.8	9,972	45.5	47,549	45.6
		<b>Total</b>	<b>363</b>	<b>100.0</b>	<b>21,939</b>	<b>100.0</b>	<b>104,295</b>	<b>100.0</b>
<b>Item 19: During the first three weeks of your first semester/quarter at this college, about how often did you do the following?</b>								
19c. Turn in an assignment late [HIEEXPECT]	LATETURN	Never	272	74.8	14,125	64.0	68,541	65.4
		Once	68	18.7	5,813	26.3	26,682	25.5
		Two or three times	24	6.6	1,856	8.4	8,354	8.0
		Four or more times	0	N/A	269	1.2	1,225	1.2
		<b>Total</b>	<b>363</b>	<b>100.0</b>	<b>22,064</b>	<b>100.0</b>	<b>104,802</b>	<b>100.0</b>
19d. Not turn in an assignment [HIEEXPECT]	NOTTURN	Never	297	83.1	15,757	72.9	73,028	71.0
		Once	46	12.9	4,207	19.5	21,187	20.6
		Two or three times	14	3.8	1,320	6.1	6,905	6.7
		Four or more times	1	0.2	328	1.5	1,758	1.7
		<b>Total</b>	<b>358</b>	<b>100.0</b>	<b>21,612</b>	<b>100.0</b>	<b>102,878</b>	<b>100.0</b>
19f. Come to class without completing readings or assignments [HIEEXPECT]	NOTCOMPL	Never	245	67.0	12,777	57.8	59,818	57.0
		Once	94	25.7	6,215	28.1	30,234	28.8
		Two or three times	22	6.0	2,533	11.5	11,980	11.4
		Four or more times	5	1.3	568	2.6	2,877	2.7
		<b>Total</b>	<b>366</b>	<b>100.0</b>	<b>22,093</b>	<b>100.0</b>	<b>104,909</b>	<b>100.0</b>

\* The comparison group and cohort columns on this page EXCLUDE your college.

**Survey of Entering Student Engagement - Vernon College (2015 Administration)**

**2016 Benchmark Frequency Distributions - Main Survey**

Comparison Group: Small Colleges in the 2016 Cohort\*

Entering Students Only

[Weighted]

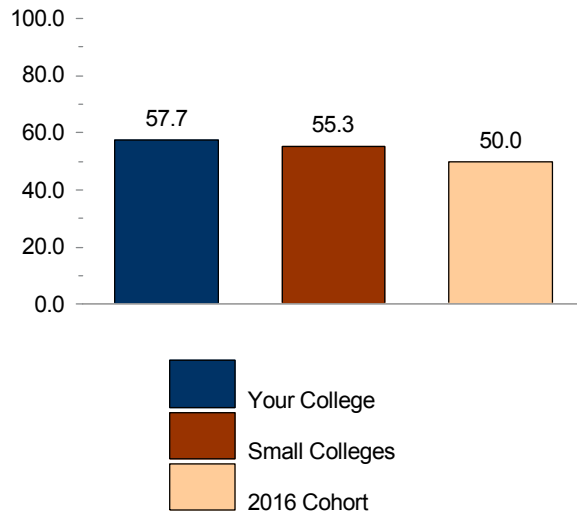
High Expectations and Aspirations (HIEEXPECT)

			Your College		Small Colleges		2016 Cohort	
Item	Variable	Responses	Count	Percent	Count	Percent	Count	Percent
Item 19: During the first three weeks of your first semester/quarter at this college, about how often did you do the following?								
19s. Skip class [HIEEXPECT]	SKIPCL	Never	292	80.1	16,564	74.8	80,123	76.2
		Once	62	16.9	3,808	17.2	17,255	16.4
		Two or three times	7	2.1	1,476	6.7	6,455	6.1
		Four or more times	4	1.0	305	1.4	1,278	1.2
		Total	365	100.0	22,153	100.0	105,112	100.0

\* The comparison group and cohort columns on this page EXCLUDE your college.



**Survey of Entering Student Engagement  
Vernon College (2015 Administration)  
2016 Benchmark Bar Chart - Main Survey**  
Comparison Group: Small Colleges in the 2016 Cohort\*  
Entering Students Only  
[Weighted]  
Clear Academic Plan and Pathway (ACADPLAN)



\* The comparison group and cohort bars on this page INCLUDE your college.

20JAN17

**Survey of Entering Student Engagement - Vernon College (2015 Administration)**

**2016 Benchmark Means Report - Main Survey**

Comparison Group: Small Colleges in the 2016 Cohort\*

Entering Students Only

[Weighted]

Clear Academic Plan and Pathway (ACADPLAN)

		Your College	Small Colleges		2016 Cohort	
Item	Variable	Mean	Mean	Effect Size**	Mean	Effect Size**
Item 18: Think about your experiences from the time of your decision to attend this college through the end of the first three weeks of your first semester/quarter.						
1 = Strongly disagree, 2 = Disagree, 3 = Neutral, 4 = Agree, 5 = Strongly agree						
18d. I was able to meet with an academic advisor at times convenient for me [ACADPLAN]	AACONTIM	4.04	3.97		3.81	0.24**
18e. An advisor helped me to select a course of study, program, or major [ACADPLAN]	AASELMAJ	4.06	3.88		3.73	0.30**
18f. An advisor helped me to set academic goals and to create a plan for achieving them [ACADPLAN]	ACADGOAL	3.59	3.50		3.35	0.21**
18g. An advisor helped me to identify the courses I needed to take during my first semester/quarter [ACADPLAN]	CRSADV	4.23	4.10		3.94	0.29**
18h. A college staff member talked with me about my commitments outside of school (work, children, dependents, etc.) to help me figure out how many courses to take [ACADPLAN]	OSCOMM	3.12	3.10		2.92	

\* The comparison group and cohort columns on this page EXCLUDE your college.

\*\* T-test: 2-tailed

If a row contains less than 50 respondents, interpret the comparison results cautiously.

**Survey of Entering Student Engagement - Vernon College (2015 Administration)**  
**2016 Benchmark Frequency Distributions - Main Survey**

Comparison Group: Small Colleges in the 2016 Cohort\*

Entering Students Only

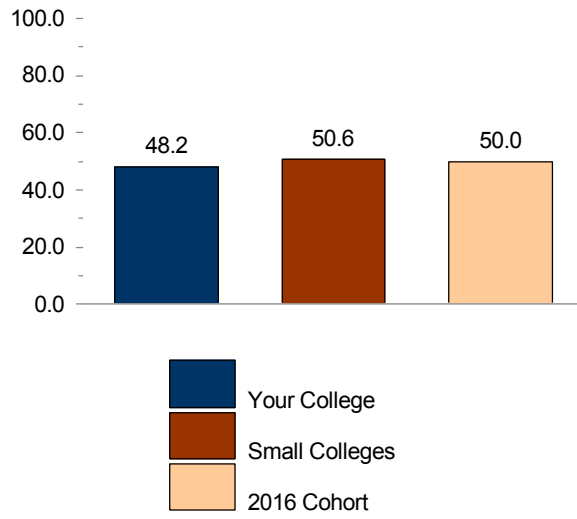
[Weighted]

Clear Academic Plan and Pathway (ACADPLAN)

Item	Variable	Responses	Your College		Small Colleges		2016 Cohort	
			Count	Percent	Count	Percent	Count	Percent
Item 18: Think about your experiences from the time of your decision to attend this college through the end of the first three weeks of your first semester/quarter.								
18d. I was able to meet with an academic advisor at times convenient for me [ACADPLAN]	AACONTIM	Strongly disagree	5	1.3	338	1.6	2,382	2.3
		Disagree	10	2.8	1,045	4.8	7,265	7.0
		Neutral	69	19.3	4,333	19.9	25,491	24.6
		Agree	157	43.9	9,197	42.2	41,085	39.7
		Strongly agree	117	32.7	6,893	31.6	27,316	26.4
		<b>Total</b>	<b>357</b>	<b>100.0</b>	<b>21,807</b>	<b>100.0</b>	<b>103,539</b>	<b>100.0</b>
18e. An advisor helped me to select a course of study, program, or major [ACADPLAN]	AASELMAJ	Strongly disagree	11	2.9	692	3.2	4,794	4.6
		Disagree	23	6.3	2,140	9.7	12,651	12.1
		Neutral	57	15.8	3,680	16.8	19,203	18.4
		Agree	116	31.9	8,046	36.6	37,030	35.5
		Strongly agree	156	43.1	7,400	33.7	30,630	29.4
		<b>Total</b>	<b>363</b>	<b>100.0</b>	<b>21,958</b>	<b>100.0</b>	<b>104,308</b>	<b>100.0</b>
18f. An advisor helped me to set academic goals and to create a plan for achieving them [ACADPLAN]	ACADGOAL	Strongly disagree	19	5.4	906	4.1	6,238	6.0
		Disagree	29	8.0	3,490	15.9	19,662	18.9
		Neutral	119	33.1	6,154	28.1	29,776	28.6
		Agree	106	29.5	6,462	29.5	28,255	27.1
		Strongly agree	87	24.0	4,886	22.3	20,151	19.4
		<b>Total</b>	<b>360</b>	<b>100.0</b>	<b>21,898</b>	<b>100.0</b>	<b>104,082</b>	<b>100.0</b>
18g. An advisor helped me to identify the courses I needed to take during my first semester/quarter [ACADPLAN]	CRSADV	Strongly disagree	7	2.0	426	1.9	3,623	3.5
		Disagree	12	3.3	1,193	5.4	8,096	7.8
		Neutral	40	11.1	2,613	11.9	14,355	13.8
		Agree	133	37.2	9,326	42.5	43,370	41.6
		Strongly agree	167	46.5	8,384	38.2	34,838	33.4
		<b>Total</b>	<b>359</b>	<b>100.0</b>	<b>21,942</b>	<b>100.0</b>	<b>104,282</b>	<b>100.0</b>
18h. A college staff member talked with me about my commitments outside of school (work, children, dependents, etc.) to help me figure out how many courses to take [ACADPLAN]	OSCOMM	Strongly disagree	50	13.7	2,016	9.2	12,271	11.8
		Disagree	82	22.5	5,654	25.8	31,372	30.1
		Neutral	71	19.6	5,770	26.3	26,465	25.4
		Agree	94	26.0	5,017	22.9	20,790	19.9
		Strongly agree	66	18.2	3,477	15.9	13,396	12.8
		<b>Total</b>	<b>363</b>	<b>100.0</b>	<b>21,934</b>	<b>100.0</b>	<b>104,295</b>	<b>100.0</b>

\* The comparison group and cohort columns on this page EXCLUDE your college.

**Survey of Entering Student Engagement  
Vernon College (2015 Administration)  
2016 Benchmark Bar Chart - Main Survey**  
Comparison Group: Small Colleges in the 2016 Cohort\*  
Entering Students Only  
[Weighted]  
Effective Track to College Readiness (COLLREAD)



\* The comparison group and cohort bars on this page INCLUDE your college.

20JAN17

**Survey of Entering Student Engagement - Vernon College (2015 Administration)**

**2016 Benchmark Means Report - Main Survey**

Comparison Group: Small Colleges in the 2016 Cohort\*

Entering Students Only

[Weighted]

Effective Track to College Readiness (COLLREAD)

		Your College	Small Colleges		2016 Cohort	
Item	Variable	Mean	Mean	Effect Size**	Mean	Effect Size**
Item 21: Think about your experiences from the time of your decision to attend this college through the end of the first three weeks of your first semester/quarter. Within a class, or through another experience at this college:						
1 = Strongly disagree, 2 = Disagree, 3 = Neutral, 4 = Agree, 5 = Strongly agree						
21a. I learned to improve my study skills (listening, note taking, highlighting readings, working with others, etc.) [COLLREAD]	LNDSTUDY	4.08	4.04		4.01	
21b. I learned to understand my academic strengths and weaknesses [COLLREAD]	LNDACAWK	3.96	3.99		3.96	
21c. I learned skills and strategies to improve my test-taking ability [COLLREAD]	LNSDKLLS	3.70	3.70		3.66	
One or more items in this benchmark are not suited to means calculations. Please see the Frequency Distribution that follows for these items.						

\* The comparison group and cohort columns on this page EXCLUDE your college.

\*\* T-test: 2-tailed

If a row contains less than 50 respondents, interpret the comparison results cautiously.

**Survey of Entering Student Engagement - Vernon College (2015 Administration)**  
**2016 Benchmark Frequency Distributions - Main Survey**

Comparison Group: Small Colleges in the 2016 Cohort\*

Entering Students Only

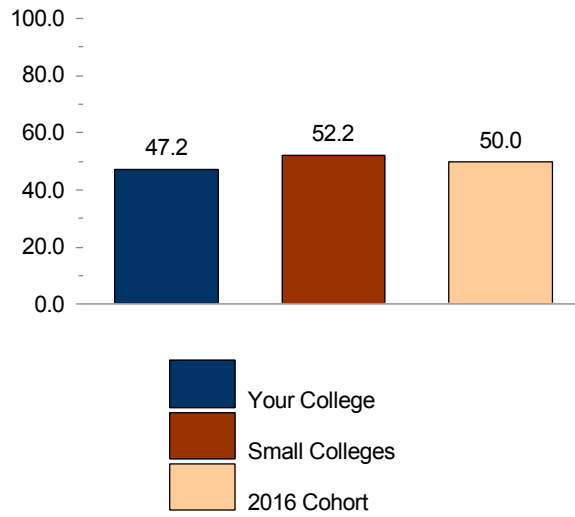
[Weighted]

Effective Track to College Readiness (COLLREAD)

Item	Variable	Responses	Your College		Small Colleges		2016 Cohort	
			Count	Percent	Count	Percent	Count	Percent
<b>Item 12: Think about your experiences from the time of your decision to attend this college through the end of the first three weeks of your first semester/quarter.</b>								
12a. Before I could register for classes, I was required to take a placement test (COMPASS, ASSET, ACCUPLACER, SAT, ACT, etc.) to assess my skills in reading, writing, and/or math [COLLREAD]	REQPTEST	Yes	294	81.7	18,654	85.5	87,034	83.9
		No	66	18.3	3,162	14.5	16,729	16.1
		<b>Total</b>	<b>360</b>	<b>100.0</b>	<b>21,816</b>	<b>100.0</b>	<b>103,763</b>	<b>100.0</b>
12b. I took a placement test (COMPASS, ASSET, ACCUPLACER, SAT, ACT, etc.) [COLLREAD]	TKPTEST	Yes	284	80.5	19,157	89.7	89,183	88.1
		No	69	19.5	2,200	10.3	12,026	11.9
		<b>Total</b>	<b>353</b>	<b>100.0</b>	<b>21,357</b>	<b>100.0</b>	<b>101,209</b>	<b>100.0</b>
<b>Item 14</b>								
14. This college required me to enroll in classes indicated by my placement test scores during my first semester/quarter [COLLREAD]	REQCLASS	Yes	244	67.4	14,853	68.2	70,813	68.5
		No	118	32.6	6,926	31.8	32,573	31.5
		<b>Total</b>	<b>362</b>	<b>100.0</b>	<b>21,779</b>	<b>100.0</b>	<b>103,386</b>	<b>100.0</b>
<b>Item 21: Think about your experiences from the time of your decision to attend this college through the end of the first three weeks of your first semester/quarter. Within a class, or through another experience at this college:</b>								
21a. I learned to improve my study skills (listening, note taking, highlighting readings, working with others, etc.) [COLLREAD]	LNDSTUDY	Strongly disagree	4	1.1	260	1.2	1,484	1.4
		Disagree	13	3.5	812	3.7	3,966	3.8
		Neutral	70	19.2	4,330	19.6	20,677	19.8
		Agree	140	38.3	9,116	41.4	43,925	42.0
		Strongly agree	138	37.8	7,524	34.1	34,474	33.0
		<b>Total</b>	<b>366</b>	<b>100.0</b>	<b>22,043</b>	<b>100.0</b>	<b>104,526</b>	<b>100.0</b>
21b. I learned to understand my academic strengths and weaknesses [COLLREAD]	LNDACAWK	Strongly disagree	3	0.8	244	1.1	1,251	1.2
		Disagree	21	5.8	761	3.5	3,894	3.7
		Neutral	77	21.0	4,679	21.2	23,084	22.1
		Agree	150	41.1	9,673	43.9	45,784	43.9
		Strongly agree	114	31.3	6,670	30.3	30,385	29.1
		<b>Total</b>	<b>366</b>	<b>100.0</b>	<b>22,027</b>	<b>100.0</b>	<b>104,399</b>	<b>100.0</b>
21c. I learned skills and strategies to improve my test-taking ability [COLLREAD]	LNDKLLS	Strongly disagree	8	2.1	517	2.3	2,748	2.6
		Disagree	41	11.3	2,017	9.2	10,111	9.7
		Neutral	103	28.2	6,680	30.3	32,355	31.0
		Agree	115	31.5	7,206	32.7	33,915	32.5
		Strongly agree	99	26.9	5,607	25.5	25,311	24.2
		<b>Total</b>	<b>366</b>	<b>100.0</b>	<b>22,028</b>	<b>100.0</b>	<b>104,440</b>	<b>100.0</b>

\* The comparison group and cohort columns on this page EXCLUDE your college.

**Survey of Entering Student Engagement  
Vernon College (2015 Administration)  
2016 Benchmark Bar Chart - Main Survey**  
Comparison Group: Small Colleges in the 2016 Cohort\*  
Entering Students Only  
[Weighted]  
Engaged Learning (ENGAGLRN)



\* The comparison group and cohort bars on this page INCLUDE your college.

20JAN17

**Survey of Entering Student Engagement - Vernon College (2015 Administration)**

**2016 Benchmark Means Report - Main Survey**

Comparison Group: Small Colleges in the 2016 Cohort\*

Entering Students Only

[Weighted]

Engaged Learning (ENGAGLRN)

		Your College	Small Colleges		2016 Cohort	
Item	Variable	Mean	Mean	Effect Size**	Mean	Effect Size**
<b>Item 19: During the first three weeks of your first semester/quarter at this college, about how often did you do the following?</b>						
1 = Never, 2 = Once, 3 = Two or three times, 4 = Four or more times						
19a. Ask questions in class or contribute to class discussions [ENGAGLRN]	ASKQUES	2.67	2.84	-0.20**	2.80	
19b. Prepare at least two drafts of a paper or assignment before turning it in [ENGAGLRN]	PREPDRFT	1.96	2.11		2.12	
19e. Participate in supplemental instruction (extra class sessions with an instructor, tutor, or experienced student) [ENGAGLRN]	SUPINSTR	1.43	1.55		1.54	
19g. Work with other students on a project or assignment during class [ENGAGLRN]	PINCLASS	2.31	2.50	-0.20**	2.47	
19h. Work with classmates outside of class on class projects or assignments [ENGAGLRN]	PREPOUTC	1.58	1.66		1.59	
19i. Participate in a required study group outside of class [ENGAGLRN]	GRPSTUDY	1.27	1.32		1.30	
19j. Participate in a student-initiated (not required) study group outside of class [ENGAGLRN]	NRGSTUDY	1.29	1.32		1.30	
19k. Use an electronic tool (e-mail, text messaging, Facebook, MySpace, class Web site, etc.) to communicate with another student about coursework [ENGAGLRN]	USEINTMG	2.05	2.21		2.16	
19l. Use an electronic tool (e-mail, text messaging, Facebook, MySpace, class Web site, etc.) to communicate with an instructor about coursework [ENGAGLRN]	MAILFAC	2.20	2.29		2.25	
19m. Discuss an assignment or grade with an instructor [ENGAGLRN]	FACASSN	1.96	2.11		2.06	
19n. Ask for help from an instructor regarding questions or problems related to a class [ENGAGLRN]	CLASSREL	2.22	2.38		2.34	
19o. Receive prompt written or oral feedback from instructors on your performance [ENGAGLRN]	FEEDBACK	2.24	2.40		2.34	
19q. Discuss ideas from your readings or classes with instructors outside of class [ENGAGLRN]	FACIDOC	1.43	1.62	-0.22**	1.58	
<b>Item 20.2: Think about your experiences from the time of your decision to attend this college through the end of the first three weeks of your first semester/quarter. How often did you use the following services?</b>						
1 = Never, 2 = Once, 3 = Two or three times, 4 = Four or more times						
20.2d. Face-to-face tutoring [ENGAGLRN]	FFTUSE	1.22	1.32		1.30	
20.2f. Writing, math, or other skill lab [ENGAGLRN]	SKLABUSE	2.10	1.74	0.33**	1.70	0.39**
20.2h. Computer lab [ENGAGLRN]	COMLBUSE	2.26	2.14		2.06	

\* The comparison group and cohort columns on this page EXCLUDE your college.

\*\* T-test: 2-tailed

If a row contains less than 50 respondents, interpret the comparison results cautiously.



**Survey of Entering Student Engagement - Vernon College (2015 Administration)**  
**2016 Benchmark Frequency Distributions - Main Survey**

Comparison Group: Small Colleges in the 2016 Cohort\*

Entering Students Only

[Weighted]

Engaged Learning (ENGAGLRN)

Item	Variable	Responses	Your College		Small Colleges		2016 Cohort	
			Count	Percent	Count	Percent	Count	Percent
Item 19: During the first three weeks of your first semester/quarter at this college, about how often did you do the following?								
19a. Ask questions in class or contribute to class discussions [ENGAGLRN]	ASKQUES	Never	47	12.7	1,752	7.9	9,012	8.6
		Once	96	26.1	4,989	22.5	25,348	24.1
		Two or three times	154	42.2	10,403	47.0	48,346	45.9
		Four or more times	69	19.0	5,005	22.6	22,585	21.5
		<b>Total</b>	<b>366</b>	<b>100.0</b>	<b>22,149</b>	<b>100.0</b>	<b>105,291</b>	<b>100.0</b>
19b. Prepare at least two drafts of a paper or assignment before turning it in [ENGAGLRN]	PREPDRFT	Never	130	36.1	6,688	30.4	30,508	29.2
		Once	132	36.6	7,611	34.6	37,692	36.1
		Two or three times	83	23.0	6,266	28.5	29,585	28.3
		Four or more times	16	4.3	1,408	6.4	6,618	6.3
		<b>Total</b>	<b>361</b>	<b>100.0</b>	<b>21,973</b>	<b>100.0</b>	<b>104,403</b>	<b>100.0</b>
19e. Participate in supplemental instruction (extra class sessions with an instructor, tutor, or experienced student) [ENGAGLRN]	SUPINSTR	Never	267	73.5	14,770	66.7	70,405	66.9
		Once	46	12.6	3,702	16.7	17,960	17.1
		Two or three times	40	11.1	2,544	11.5	11,876	11.3
		Four or more times	10	2.9	1,122	5.1	4,978	4.7
		<b>Total</b>	<b>363</b>	<b>100.0</b>	<b>22,137</b>	<b>100.0</b>	<b>105,219</b>	<b>100.0</b>
19g. Work with other students on a project or assignment during class [ENGAGLRN]	PINCLASS	Never	93	25.6	4,490	20.3	21,688	20.6
		Once	112	30.6	5,570	25.2	27,987	26.6
		Two or three times	115	31.5	8,577	38.7	40,120	38.1
		Four or more times	45	12.4	3,499	15.8	15,379	14.6
		<b>Total</b>	<b>366</b>	<b>100.0</b>	<b>22,136</b>	<b>100.0</b>	<b>105,174</b>	<b>100.0</b>
19h. Work with classmates outside of class on class projects or assignments [ENGAGLRN]	PREPOUTC	Never	239	65.3	13,293	60.4	66,316	63.4
		Once	63	17.2	4,186	19.0	20,042	19.2
		Two or three times	44	12.1	3,335	15.1	13,483	12.9
		Four or more times	20	5.4	1,211	5.5	4,817	4.6
		<b>Total</b>	<b>366</b>	<b>100.0</b>	<b>22,024</b>	<b>100.0</b>	<b>104,658</b>	<b>100.0</b>
19i. Participate in a required study group outside of class [ENGAGLRN]	GRPSTUDY	Never	312	85.1	17,947	81.0	85,560	81.4
		Once	25	6.8	2,128	9.6	10,708	10.2
		Two or three times	14	3.9	1,352	6.1	6,261	6.0
		Four or more times	16	4.2	718	3.2	2,644	2.5
		<b>Total</b>	<b>366</b>	<b>100.0</b>	<b>22,145</b>	<b>100.0</b>	<b>105,173</b>	<b>100.0</b>
19j. Participate in a student-initiated (not required) study group outside of class [ENGAGLRN]	NRGSTUDY	Never	295	81.3	17,637	80.1	84,852	81.0
		Once	42	11.7	2,336	10.6	11,077	10.6
		Two or three times	14	3.8	1,438	6.5	6,199	5.9
		Four or more times	12	3.2	606	2.8	2,567	2.5
		<b>Total</b>	<b>363</b>	<b>100.0</b>	<b>22,017</b>	<b>100.0</b>	<b>104,695</b>	<b>100.0</b>

\* The comparison group and cohort columns on this page EXCLUDE your college.

**Survey of Entering Student Engagement - Vernon College (2015 Administration)**  
**2016 Benchmark Frequency Distributions - Main Survey**

Comparison Group: Small Colleges in the 2016 Cohort\*

Entering Students Only

[Weighted]

Engaged Learning (ENGAGLRN)

Item	Variable	Responses	Your College		Small Colleges		2016 Cohort	
			Count	Percent	Count	Percent	Count	Percent
<b>Item 19: During the first three weeks of your first semester/quarter at this college, about how often did you do the following?</b>								
19k. Use an electronic tool (e-mail, text messaging, Facebook, MySpace, class Web site, etc.) to communicate with another student about coursework [ENGAGLRN]	USEINTMG	Never	167	45.8	8,428	38.1	41,226	39.2
		Once	72	19.8	4,675	21.1	23,533	22.4
		Two or three times	67	18.4	5,061	22.9	22,934	21.8
		Four or more times	59	16.0	3,975	18.0	17,537	16.7
		<b>Total</b>	<b>366</b>	<b>100.0</b>	<b>22,138</b>	<b>100.0</b>	<b>105,230</b>	<b>100.0</b>
19l. Use an electronic tool (e-mail, text messaging, Facebook, MySpace, class Web site, etc.) to communicate with an instructor about coursework [ENGAGLRN]	MAILFAC	Never	130	35.9	6,656	30.2	32,654	31.2
		Once	90	24.9	5,766	26.1	28,682	27.4
		Two or three times	81	22.2	6,277	28.5	28,225	26.9
		Four or more times	62	17.0	3,358	15.2	15,185	14.5
		<b>Total</b>	<b>363</b>	<b>100.0</b>	<b>22,057</b>	<b>100.0</b>	<b>104,746</b>	<b>100.0</b>
19m. Discuss an assignment or grade with an instructor [ENGAGLRN]	FACASSN	Never	142	38.9	6,883	31.1	34,611	33.0
		Once	125	34.2	7,646	34.6	36,574	34.8
		Two or three times	70	19.2	5,907	26.7	26,293	25.0
		Four or more times	28	7.7	1,671	7.6	7,548	7.2
		<b>Total</b>	<b>365</b>	<b>100.0</b>	<b>22,107</b>	<b>100.0</b>	<b>105,025</b>	<b>100.0</b>
19n. Ask for help from an instructor regarding questions or problems related to a class [ENGAGLRN]	CLASSREL	Never	99	27.4	4,915	22.3	24,264	23.1
		Once	118	32.4	6,717	30.4	33,365	31.8
		Two or three times	112	31.0	7,688	34.8	34,860	33.2
		Four or more times	33	9.2	2,764	12.5	12,363	11.8
		<b>Total</b>	<b>363</b>	<b>100.0</b>	<b>22,084</b>	<b>100.0</b>	<b>104,853</b>	<b>100.0</b>
19o. Receive prompt written or oral feedback from instructors on your performance [ENGAGLRN]	FEEDBACK	Never	109	30.2	5,034	22.8	25,776	24.6
		Once	106	29.3	6,287	28.4	30,851	29.4
		Two or three times	97	26.8	7,604	34.4	34,615	33.0
		Four or more times	50	13.7	3,174	14.4	13,604	13.0
		<b>Total</b>	<b>362</b>	<b>100.0</b>	<b>22,099</b>	<b>100.0</b>	<b>104,846</b>	<b>100.0</b>
19q. Discuss ideas from your readings or classes with instructors outside of class [ENGAGLRN]	FACIDOC	Never	270	73.9	13,647	61.7	67,083	63.9
		Once	47	12.9	4,407	19.9	20,422	19.4
		Two or three times	35	9.6	2,930	13.2	12,453	11.9
		Four or more times	13	3.6	1,148	5.2	5,065	4.8
		<b>Total</b>	<b>366</b>	<b>100.0</b>	<b>22,131</b>	<b>100.0</b>	<b>105,023</b>	<b>100.0</b>
<b>Item 20.2: Think about your experiences from the time of your decision to attend this college through the end of the first three weeks of your first semester/quarter. How often did you use the following services?</b>								
20.2d. Face-to-face tutoring [ENGAGLRN]	FFTUSE	Never	308	88.0	17,341	81.5	82,833	82.1
		Once	17	4.9	1,857	8.7	9,500	9.4
		Two or three times	14	3.9	1,247	5.9	5,217	5.2
		Four or more times	11	3.2	833	3.9	3,354	3.3
		<b>Total</b>	<b>350</b>	<b>100.0</b>	<b>21,277</b>	<b>100.0</b>	<b>100,904</b>	<b>100.0</b>

\* The comparison group and cohort columns on this page EXCLUDE your college.

**Survey of Entering Student Engagement - Vernon College (2015 Administration)**

**2016 Benchmark Frequency Distributions - Main Survey**

Comparison Group: Small Colleges in the 2016 Cohort\*

Entering Students Only

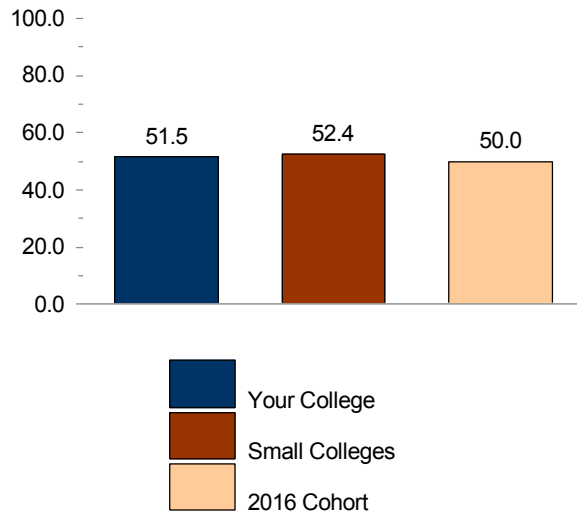
[Weighted]

Engaged Learning (ENGAGLRN)

			Your College		Small Colleges		2016 Cohort	
Item	Variable	Responses	Count	Percent	Count	Percent	Count	Percent
Item 20.2: Think about your experiences from the time of your decision to attend this college through the end of the first three weeks of your first semester/quarter. How often did you use the following services?								
20.2f. Writing, math, or other skill lab [ENGAGLRN]	SKLABUSE	Never	186	52.9	13,525	64.1	64,795	64.7
		Once	33	9.5	2,391	11.3	12,812	12.8
		Two or three times	43	12.2	2,274	10.8	10,374	10.4
		Four or more times	89	25.4	2,897	13.7	12,216	12.2
		Total	351	100.0	21,086	100.0	100,196	100.0
20.2h. Computer lab [ENGAGLRN]	COMLBUSE	Never	158	44.3	9,483	44.5	47,238	46.7
		Once	40	11.3	3,692	17.3	18,620	18.4
		Two or three times	64	18.1	3,804	17.8	17,528	17.3
		Four or more times	93	26.3	4,335	20.3	17,748	17.5
		Total	356	100.0	21,314	100.0	101,134	100.0

\* The comparison group and cohort columns on this page EXCLUDE your college.

**Survey of Entering Student Engagement  
Vernon College (2015 Administration)  
2016 Benchmark Bar Chart - Main Survey**  
Comparison Group: Small Colleges in the 2016 Cohort\*  
Entering Students Only  
[Weighted]  
Academic and Social Support (ACSOCSUP)



\* The comparison group and cohort bars on this page INCLUDE your college.

**Survey of Entering Student Engagement - Vernon College (2015 Administration)**

**2016 Benchmark Means Report - Main Survey**

Comparison Group: Small Colleges in the 2016 Cohort\*

Entering Students Only

[Weighted]

Academic and Social Support (ACSOCSUP)

		Your College	Small Colleges		2016 Cohort	
Item	Variable	Mean	Mean	Effect Size**	Mean	Effect Size**
Item 18: Think about your experiences from the time of your decision to attend this college through the end of the first three weeks of your first semester/quarter.						
1 = Strongly disagree, 2 = Disagree, 3 = Neutral, 4 = Agree, 5 = Strongly agree						
18l. All instructors clearly explained academic and student support services available at this college [ACSOCSUP]	RESOURCE	3.90	3.95		3.90	
18m. All instructors clearly explained course grading policies [ACSOCSUP]	GRADEPOL	4.36	4.27		4.26	
18n. All instructors clearly explained course syllabi (syllabuses) [ACSOCSUP]	SYLLABI	4.46	4.38		4.37	
18o. I knew how to get in touch with my instructors outside of class [ACSOCSUP]	FACMEET	4.31	4.32		4.30	
18q. At least one other student whom I didn't previously know learned my name [ACSOCSUP]	OSTUDNAM	4.06	4.19		4.11	
18r. At least one instructor learned my name [ACSOCSUP]	FACNAM	4.30	4.34		4.24	
18s. I learned the name of at least one other student in most of my classes [ACSOCSUP]	STUNAM	4.26	4.32		4.23	

\* The comparison group and cohort columns on this page EXCLUDE your college.

\*\* T-test: 2-tailed

If a row contains less than 50 respondents, interpret the comparison results cautiously.

**Survey of Entering Student Engagement - Vernon College (2015 Administration)  
2016 Benchmark Frequency Distributions - Main Survey**

Comparison Group: Small Colleges in the 2016 Cohort\*

Entering Students Only

[Weighted]

Academic and Social Support (ACSOCSUP)

Item	Variable	Responses	Your College		Small Colleges		2016 Cohort	
			Count	Percent	Count	Percent	Count	Percent
Item 18: Think about your experiences from the time of your decision to attend this college through the end of the first three weeks of your first semester/quarter.								
18l. All instructors clearly explained academic and student support services available at this college [ACSOCSUP]	RESOURCE	Strongly disagree	7	1.8	335	1.5	1,774	1.7
		Disagree	29	7.9	1,388	6.3	7,305	7.0
		Neutral	76	21.0	4,013	18.3	20,221	19.4
		Agree	135	37.2	9,414	43.0	45,168	43.4
		Strongly agree	116	32.0	6,751	30.8	29,606	28.4
		<b>Total</b>	<b>363</b>	<b>100.0</b>	<b>21,900</b>	<b>100.0</b>	<b>104,073</b>	<b>100.0</b>
18m. All instructors clearly explained course grading policies [ACSOCSUP]	GRADEPOL	Strongly disagree	2	0.5	123	0.6	589	0.6
		Disagree	8	2.1	494	2.3	2,382	2.3
		Neutral	21	5.9	1,998	9.1	9,657	9.3
		Agree	158	43.7	9,940	45.4	47,971	46.1
		Strongly agree	173	47.8	9,352	42.7	43,563	41.8
		<b>Total</b>	<b>362</b>	<b>100.0</b>	<b>21,908</b>	<b>100.0</b>	<b>104,162</b>	<b>100.0</b>
18n. All instructors clearly explained course syllabi (syllabuses) [ACSOCSUP]	SYLLABI	Strongly disagree	0	N/A	100	0.5	408	0.4
		Disagree	5	1.3	324	1.5	1,710	1.6
		Neutral	18	5.0	1,423	6.5	7,237	7.0
		Agree	146	40.3	9,392	42.9	44,708	43.0
		Strongly agree	194	53.5	10,649	48.7	49,933	48.0
		<b>Total</b>	<b>363</b>	<b>100.0</b>	<b>21,889</b>	<b>100.0</b>	<b>103,996</b>	<b>100.0</b>
18o. I knew how to get in touch with my instructors outside of class [ACSOCSUP]	FACMEET	Strongly disagree	2	0.5	118	0.5	602	0.6
		Disagree	9	2.6	407	1.9	2,255	2.2
		Neutral	34	9.3	1,805	8.2	9,253	8.9
		Agree	147	40.4	9,571	43.7	45,696	43.8
		Strongly agree	171	47.1	10,016	45.7	46,460	44.6
		<b>Total</b>	<b>363</b>	<b>100.0</b>	<b>21,916</b>	<b>100.0</b>	<b>104,266</b>	<b>100.0</b>
18q. At least one other student whom I didn't previously know learned my name [ACSOCSUP]	OSTUDNAM	Strongly disagree	9	2.6	453	2.1	2,800	2.7
		Disagree	29	8.0	1,039	4.7	5,751	5.5
		Neutral	43	11.8	2,224	10.1	11,491	11.0
		Agree	132	36.4	8,476	38.7	40,995	39.3
		Strongly agree	150	41.3	9,735	44.4	43,250	41.5
		<b>Total</b>	<b>363</b>	<b>100.0</b>	<b>21,928</b>	<b>100.0</b>	<b>104,287</b>	<b>100.0</b>
18r. At least one instructor learned my name [ACSOCSUP]	FACNAM	Strongly disagree	2	0.7	243	1.1	1,693	1.6
		Disagree	19	5.2	520	2.4	3,870	3.7
		Neutral	22	6.1	1,582	7.2	9,394	9.1
		Agree	142	39.6	8,654	39.6	41,418	39.9
		Strongly agree	174	48.6	10,844	49.6	47,349	45.6
		<b>Total</b>	<b>359</b>	<b>100.0</b>	<b>21,843</b>	<b>100.0</b>	<b>103,724</b>	<b>100.0</b>

\* The comparison group and cohort columns on this page EXCLUDE your college.

**Survey of Entering Student Engagement - Vernon College (2015 Administration)**

**2016 Benchmark Frequency Distributions - Main Survey**

Comparison Group: Small Colleges in the 2016 Cohort\*

Entering Students Only

[Weighted]

Academic and Social Support (ACSOCSUP)

			Your College		Small Colleges		2016 Cohort	
Item	Variable	Responses	Count	Percent	Count	Percent	Count	Percent
Item 18: Think about your experiences from the time of your decision to attend this college through the end of the first three weeks of your first semester/quarter.								
18s. I learned the name of at least one other student in most of my classes [ACSOCSUP]	STUNAM	Strongly disagree	5	1.3	272	1.2	1,944	1.9
		Disagree	14	3.9	689	3.1	4,423	4.2
		Neutral	35	9.6	1,630	7.4	9,097	8.7
		Agree	137	37.6	8,561	39.0	41,027	39.3
		Strongly agree	173	47.7	10,784	49.2	47,779	45.8
		Total	363	100.0	21,936	100.0	104,269	100.0

\* The comparison group and cohort columns on this page EXCLUDE your college.